

eCANTER

FUSO

NEXT GEN

e615 City Cab

City Cab / 6t / Medium Battery Pack



THE NEXT GEN ECANTER IS FUSO'S LATEST ELECTRIC TRUCK, WITH A NEW FACE LIFT ON BOTH THE INTERIOR AND EXTERIOR AND A WHOLE RANGE OF OPTIONS THE NEXT GEN IS READY FOR ANYTHING.

GVM

6000_{KG}

BATTERY SIZE

83_{kWh}

POWER/TORQUE

110_{kW} / 430_{Nm}

- Zero Local Emissions
- Full Safety Package

ECANTER SPECIFICATIONS

MODEL

4x2 6t MWB City FEAVKERDSFAB

WHEEL BASE

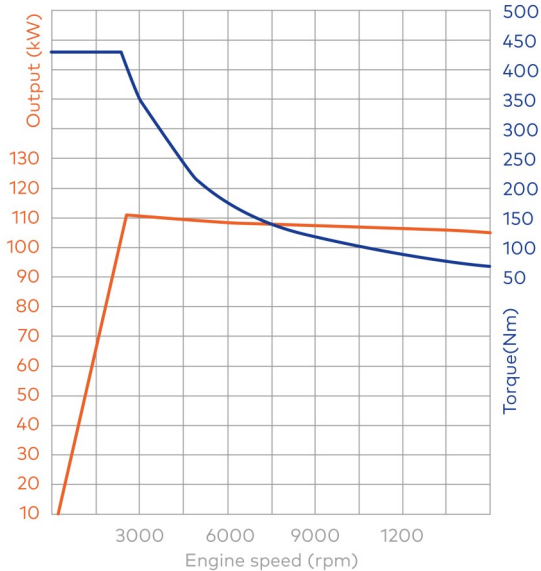
3400mm

GVM (optional)

6,000kg

Electric Drive/Motor

Type	Permanent magnet synchronous motor S40
Power	110kW peak / 85kW continuous
Torque	430Nm peak / 250Nm continuous
Cooling	Coolant and water mix



High Voltage Battery

Type	LFP lithium iron phosphate
Capacity	83kWh / 2 battery pack
Cooling	Water & Coolant mix
Charging	CCS2
AC Charging	upto 22kWh (5hrs)
DC Charging	upto 104kWh (0.73hrs)
Notes	*Charging times are based on theoretical numbers

Electrical

Voltage	12V / 24V with Battery Equalizer
Battery Capacity	24V 80AH+60AH with equalizer for Body Builder
Headlamp Type	LED
Taillamp Type	LED
Daytime Running Lamps	LED

Transmission

Version	Single Reduction Gearbox
Type/Speeds	1 speed
Features	No Gear Changes In-Dash Gear Lever
Ratios	1:19.528

Front Axle

Type	Coil spring type independent suspension
Capacity *	2600kg
Notes	*See MAX LOADING for vehicle capacity.

Front Suspension

Type	Coil springs with shock absorbers
------	-----------------------------------

Rear Axle

Type	De Dion tube (eAxle)
Capacity*	4500kg
Notes	*See MAX LOADING for vehicle capacity.

Rear Suspension

Type	Laminated leaf springs with shock absorbers
------	---

Max Loading

Front	2600kg
Rear	4500kg
Total	6000kg
Notes	No Towing Capacity

Options

Options	Q02 - ePTO Flange system + Cab back control Q03 - ePTO Pulley system + Cab back control
---------	--

Steering

Type	Rack & Pinion with Integral Power Assistance
Steering Column	Tilt/Telescopic Adjustable with Lock

Brakes

Type	Hydraulic Dual Circuit with Front and Rear Discs
Features	ABS plus EBD Electronic Brake Distribution ABA5 Active Brake Assist 5
Park Brake	Electric park brake - disc park brake
Auxiliary	4 Stage regenerative brake

Wheels & Tyres

Wheel Type	Steel Disc Rims
Wheel Size	17.5X5.25-115-8
Wheel Stud Pattern	5 Stud
Tyre Size All	205/75R17.5
Spare Tyre Carrier	Provided
Spare Tyre	Provided

Chassis

Type	Ladder frame, channel section with reinforcement and crossmembers
Width	700mm

Instruments

Gauges	New Digital Display Speedometer Braking Mode Battery Percentage Range Temperature
--------	--

Standard Features

Airbag(s)	Driver's Air Bag
Cab Cooling & Heating	Air Conditioner / Heater / Demister
Accessory Power	12V Accessory Power Outlet / Cigar Lighter
Driving	Fuso Multimedia Unit Keyless Central Locking Electric Windows Cup Holders 2 3 seats Preconditioning Cab (AC charging)

FUSO

ECANTER SPECIFICATIONS

MODEL

4x2 6t MWB City FEAVKERDSFAB

WHEEL BASE

3400mm

GVM (optional)

6,000kg

Cab Features

Cab Structure	ECE-R29 Standard
Colour	Natural White
Interior	Fully Trimmed
Windscreen	Laminated Tinted
Windscreen Wipers	2 Speed + Intermittent Cycle with Integrated Washer Nozzles
Seating Capacity	3
Seat Belts	2 x 3 point seat belts 1 x 2 point lap sash
Seat (driver)	ISRI seats with arm rest & lumbar support

Active Safety

Safety Systems	ABA5 - Active Brake Assist 5 ASGA - Active Sideguard Assist AVAS - Acoustic Vehicle Alerting System HSA - Hill Start Assist LDWS - Lane Departure Warning System ESP - Electronic Stability Program ABS plus EBD - Anti-lock Braking System plus Electronic Brake Distribution LED Head lamps and Tail lamps DRL - Daytime Running Lamps IHC - Intelligent Headlight Control High Voltage Interlock Loop
Reverse Warning	Buzzer
Notes	Active Safety Systems primary function is to provide driver assistance to increase road safety in events of driver inattentiveness. These systems do not allow for lack of attention whilst driving and should not replace safe and alert driving.

Passive Safety

Airbags	SRS Airbag - Driver
Body Strength	ECE-R29 Cab Strength Compliant
Emergency Operational Decals	Internal & External
Seat Belts - Driver & Driver Assistant	3 Point ELR Lap Sash Driver Pre-Tensioner 2 point centre lap sash

Service Intervals

Interval*	30,000km or 12 Months (whichever occurs first)
-----------	--

Warranty

Basic/Powertrain	5 Years / 200,000kms
	8 Years / 200,000kms HV Battery Only
Notes	* based on normal operating conditions and may be reduced when operating under severe conditions.

Performance

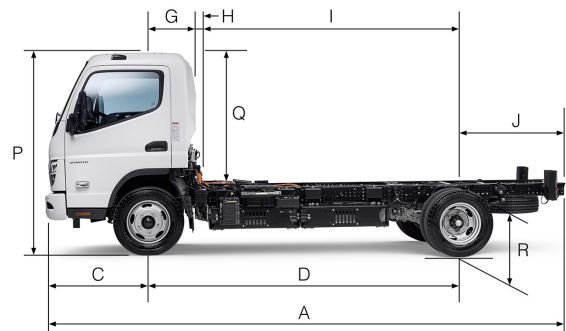

Turning Circle (kerb to kerb - metres)	12.8
Electronically Speed Limited to:	89km/hr
Gradeability at Rated GVM (theoretical)*	20%
Notes	*This is theoretical performance only. Actual performance may vary under different conditions

Mass estimated*

Front*	1655kg
Rear*	1415kg
Total*	3070kg
Notes	* Mass est. includes weight of oil, coolant, spare tyre carrier & bracket, spare tyre & disc wheel. Weights provided are subject to 3.5% variation +/-

Dimensions mm

WFF (Width Front Fender) (mm)	1695
WRA (Width Rear Axle) (mm)	1880
WFT (Width Front Track) (mm)	1390
WRT (Width Rear Track) (mm)	1435
Width Frame (mm)	700
A - Length Overall (mm)	5785
C - Front Overhang (mm)	990
D - Wheelbase (mm)	3400
G - Front Axle to Rear of Cab (mm)	525
H - Rear of Cab to Rearmost Item Behind Cab (mm)	94
I - Rearmost Item Behind Cab to Rear Axle (mm)	2781
J - Frame, Rear Axle to End (mm)	1395
P - Height Cab to Ground (mm)	2155
Q - Height Cab to Frame (mm)	1470
R - Height Rear Frame to Ground (mm)	750



FUSO

ECANTER SPECIFICATIONS

MODEL

4x2 6t MWB City FEAVKERDSFAB

WHEEL BASE

3400mm

GVM (optional)

6,000kg



Call 1800 033 557

or visit [fuso.com.au](https://www.fuso.com.au)

Unless specified in writing herein the accessories, applications, bodies or equipment depicted in this are for illustration purposes only and may not be available from Daimler Truck Australia Pacific Pty Ltd. ABN 86 618 413 282 DTAuP. No representation or warranty whatsoever is given in relation to any accessories, applications, bodies or equipment or suitability of same that are shown herein that may be manufactured, supplied or fitted by a party other than DTAuP. DTAuP reserves the right without notice or obligation to discontinue or make changes to the colour, designs, materials and specifications of the products and options referred to herein at any time. For the most current information and in order to ascertain which accessories, applications, bodies and equipment are available from DTAuP please contact your authorised FUSO dealer. Fuso is a registered trademark of Daimler Truck Australia Pacific Pty Ltd. Copyright DTAuP. Reproduction in whole or part prohibited without written approval. Valid from 20-Jun-23.

The FUSO logo consists of the word "FUSO" in white, bold, uppercase letters, centered within a red rounded rectangular background.